

2010 EDITION

TRENDS

IN NORTHWEST GIVING

A comprehensive
report on giving
in our region





TO OUR FRIENDS

2008 was a watershed year for giving to the Northwest. Gifts from foundations and corporations to the region's nonprofits reached a new high, with more than \$1.3 billion in grants reported in this edition of *Trends in Northwest Giving*. Grantmaking to Northwest nonprofits also grew more dramatically than grantmaking nationally, increasing 21% over the two-year period from 2006 to 2008. Giving increased 26% over the same period when grants from the Bill & Melinda Gates Foundation were excluded from the analysis.

Here are a few of the significant trends we see:

- Philanthropic support is growing for Northwest organizations working to improve global health and eradicate infectious disease;
- Giving to education in the Northwest more than doubled from 2004 to 2008;
- Grants continue to be small, with half below \$7,500.

This year, for the first time, *Trends in Northwest Giving* explores giving from Northwest foundations and corporations to charitable organizations doing international work, regardless of where they are based. We've expanded our analysis to gain a clearer picture of how philanthropy in the Northwest is changing the world. The data shows that while Northwest support for international work is led by the Bill & Melinda Gates Foundation, our region's commitment to global citizenship extends far beyond the groundbreaking work of one foundation.

Philanthropy Northwest is pleased to share *Trends in Northwest Giving* with members, nonprofit partners, policymakers and news media. We are proud that this report is the most comprehensive and detailed of its kind, and take seriously our responsibility to help the broader community understand organized philanthropy and its contributions to the region's health.

Many thanks to the foundations and corporations who shared their data with us, and to the Philanthropy Northwest members who served as advisors to this report.

Sincerely,



Carol Lewis
CEO, Philanthropy Northwest



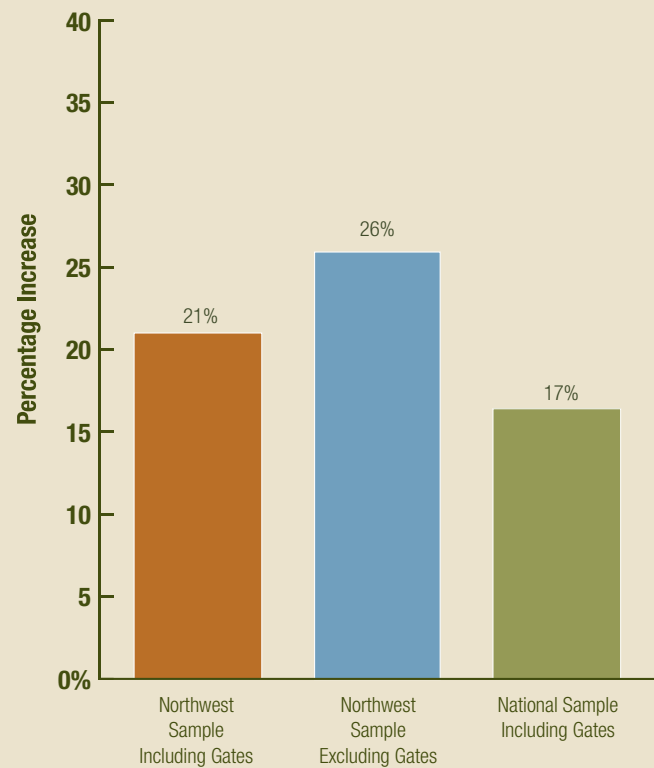
KEY FINDINGS

The 2010 *Trends in Northwest Giving* report analyzed 22,669 grants to Northwest nonprofits from 458 funders in 2008, totaling \$1,322,509,298.

1. Grant dollars to the Northwest increased by 21% from 2006 to 2008¹, outpacing national growth in the same period².

- Grants from 344 funders reporting in both 2006 and 2008 increased from \$990 million to \$1.2 billion.
- Excluding the Bill & Melinda Gates Foundation, grant dollars to the Northwest increased by 26% from 2006 to 2008. This reflects extraordinary growth in giving from several large Northwest foundations and one California foundation, each of which more than doubled their giving from 2006 to 2008.
- The 21% growth in giving from 2006 to 2008 is slightly less than the 25% growth from 2004 to 2006³.

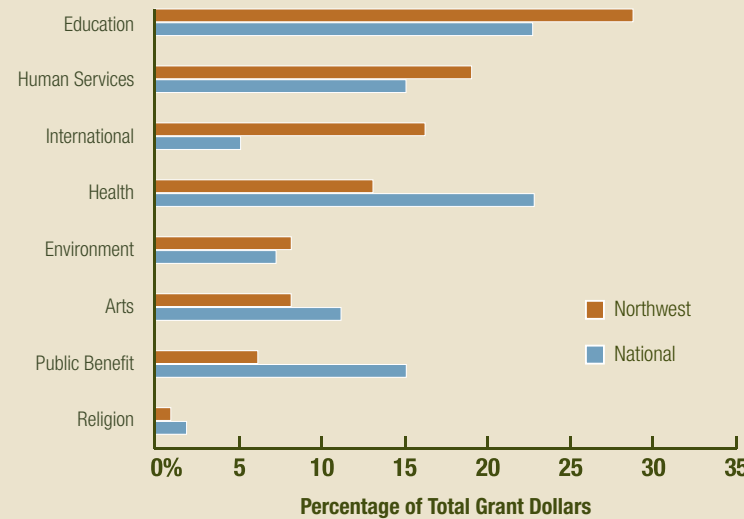
Growth in Funding, Northwest vs. National, 2006 to 2008



2. Funders to the Northwest gave a significantly higher proportion of grant dollars to International causes than funders nationwide (16% vs. 5%).

- The largest grant in 2008 was a \$168 million grant to PATH (Program for Appropriate Technology in Health) from the Bill & Melinda Gates Foundation.
- Funders to the Northwest also gave a higher percentage of grant dollars to Education, the Environment and Human Services than the nation as a whole.
- Northwest nonprofits received proportionally fewer dollars for Health and Public Benefit.⁴

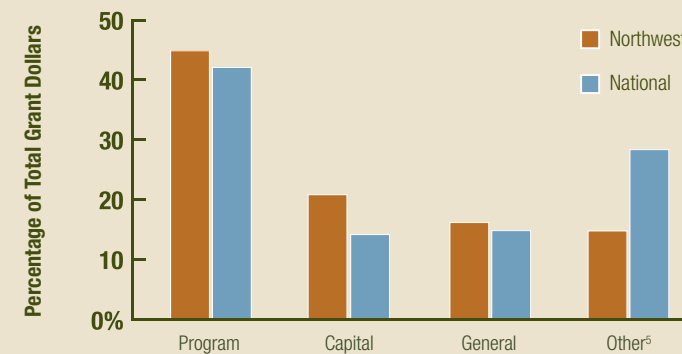
Grant Dollars by Subject Area, Northwest vs. National, 2008



3. 45% of grant dollars to the Northwest supported specific programs, similar to national trends.

- 21% of dollars to the Northwest provided capital support, outpacing national trends.
- 17% of dollars to the Northwest provided general operating support, consistent with national trends.

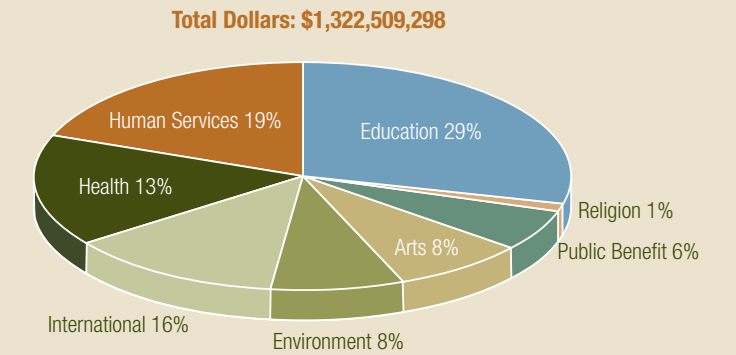
Grant Dollars by Type of Support, Northwest vs. National, 2008



4. Education received the largest share of grant dollars (29%).

- Funders to the Northwest gave \$382 million to Education in 2008.
- Six of the top ten grants supported Education, for a total of \$157 million.
- 51% of Education dollars supported higher education, 26% supported K-12 education and 2% supported scholarships. The remainder supported other educational programs and services.
- Education received the largest percentage of total dollars in 2004 and 2006 (25% in each year).

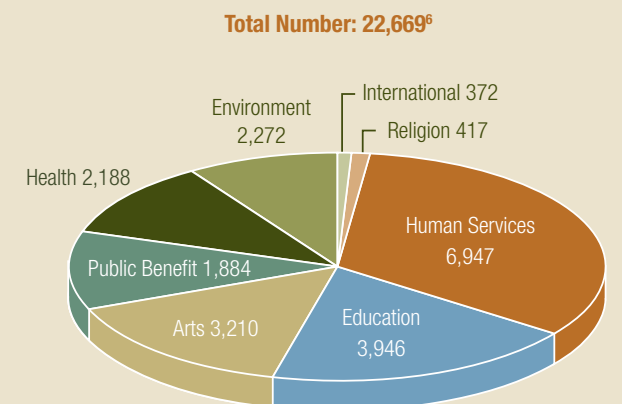
Northwest Grant Dollars by Subject Area, 2008



5. Nearly 7,000 grants supported Human Services, more than any other category.

- Northwest funders gave a greater proportion of grants to Human Services organizations than national funders (33% vs. 26%).
- Education received the second highest number of grants (3,946).
- International organizations received the fewest number of grants, although the average grant size was significantly larger than the average size of Human Services grants (\$556,139 vs. \$35,347).

Northwest Number of Grants by Subject Area, 2008



^{1,3} When comparing funders reporting in both years.

² Based on Foundation Center data.

⁴ The Public Benefit category includes support for economic and community development, civil rights, leadership development and other activities supporting civil society.

⁵ Other types of support include research, student aid and non-specified funds.

⁶ Total includes 1,433 uncategorized grants.

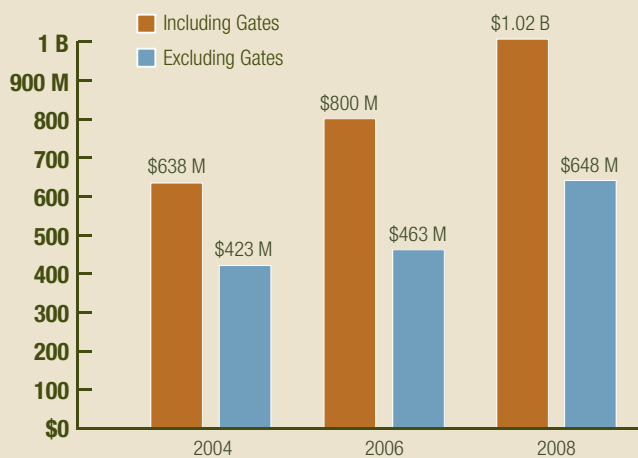
TRENDS OVER TIME

This section analyzes grants to Northwest nonprofits from 163 funders reporting consistently in 2004, 2006 and 2008. Grants from these funders accounted for 77% of total dollars in 2008.

1. Giving to the Northwest grew \$381 million from 2004 to 2008.

- Giving to Northwest nonprofits from 163 funders grew 60% since 2004, or approximately 12% on an annualized basis.
- Excluding the Bill & Melinda Gates Foundation, giving to Northwest nonprofits grew 53% during the same period, or approximately 11% on an annualized basis.

Total Giving, 2004 to 2008



2. The median grant size is consistently small (\$7,500 or lower).

- The percentage of grants greater than \$10,000 was never more than 40% in 2004, 2006 or 2008.
- While the median grant size remained low, the number of grants more than \$1 million to Northwest nonprofits increased from 2004 to 2008 (72 vs. 110).

Median Grant Amount⁷

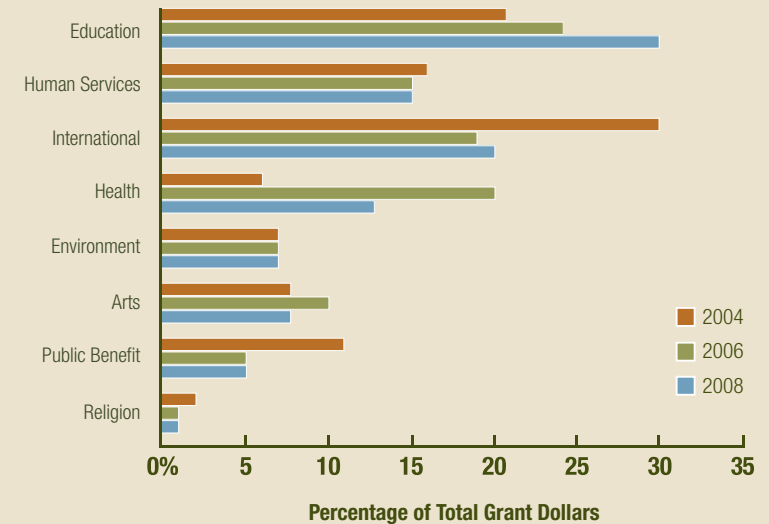
2004	\$7,000
2006	\$5,000
2008	\$7,500

⁷ Data analyzed in 2008 excludes all grants under \$1000. Grants under \$1000 were excluded from 2004 and 2006 data sets for the purposes of this report.

3. Giving to Education more than doubled in four years.

- Education grew from 21% of total grant dollars in 2004 to 31% in 2008. Grant dollars supporting Education increased from \$134 million in 2004 to \$309 million in 2008, for a 131% increase.

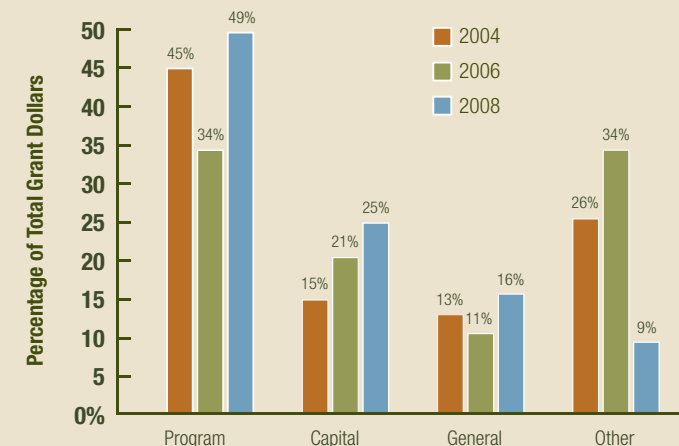
Grant Dollars by Subject Area, 2004 to 2008



4. Support for capital projects grew from 2004 to 2008 (15% vs. 25%).

- While the percentage of total dollars for general operating support remained low, the number of general operating grants increased (1,628 in 2004 vs. 4,860 in 2008).
- Grant dollars supporting research (included in the Other category) dropped significantly from 2006 to 2008 (13% vs. 2% of total grant dollars), due to a decrease in funding to organizations such as Fred Hutchinson Cancer Research Center and Seattle Biomedical Research Institute, which received large, multi-year grants in previous years.

Grant Dollars by Type of Support, 2004 to 2008



REGIONAL GIVING

NORTHWEST FUNDERS SUPPORT NORTHWEST NONPROFITS

- In 2008, 87% of grant dollars to Northwest nonprofits came from Northwest foundations.
- All of the top ten funders to the region in 2008 are located in the Northwest (see page 8).
- 24% of foundations responding in 2008 funded in more than one state and 19% funded in three or more states.
- Two of the top ten foundations in 2008, The Paul G. Allen Family Foundation (WA) and the M. J. Murdock Charitable Trust (WA), made a significant portion of grants outside Washington. The Murdock Trust increased total funding by \$6.6 million to Idaho and Montana from 2004 to 2008.
- In the last ten years, Northwest Area Foundation (MN) made 10-year Venture Partnership grants in four Northwest states, totaling nearly \$40 million.
- Washington nonprofits received a lesser percentage of total funding to the Northwest than previous years (65% in 2004 vs. 56% in 2008).

“The Murdock Trust has long valued its connection to five states of the Pacific Northwest (Alaska, Washington, Oregon, Idaho and Montana). Even though the Trust’s offices are located in Vancouver, Washington, the Trust considers the entire region its backyard and is proud to partner with many fine Northwest organizations that serve the common good.”

Steve Moore

M. J. Murdock Charitable Trust

NATIVE AND RURAL GIVING

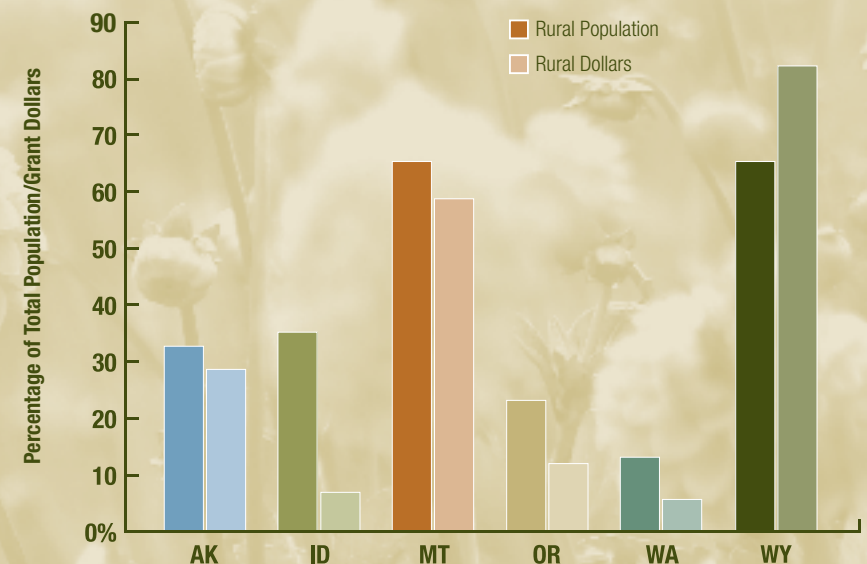
NATIVE POPULATIONS

- Giving to Native populations comprised 1.2% of total dollars granted in 2008, totaling \$16.4 million.
- This represents a decline from \$22 million reported in 2006. That year, Northwest Area Foundation gave a multi-million-dollar, multi-year grant to the Lummi Nation in Washington.
- 44% of dollars supporting Native populations was given in Alaska.
- 65% of dollars supporting Native populations was given in urban counties.⁸
- The Seattle Foundation, Rasmuson Foundation, Potlatch Fund, Idaho Community Foundation, The Ford Family Foundation, and the Bill & Melinda Gates Foundation all gave more than \$1 million to Native populations in 2008.

RURAL GIVING

- Although absolute dollars granted increased, the percentage of grant dollars to rural counties⁹ decreased slightly from 2006 to 2008 (17% vs. 14%).
- The greatest portion of grant dollars in rural areas was for Education (35%).
- Environmental causes received a significantly larger percentage of giving in rural areas than urban areas (18% vs. 7%).

Rural Allocation of Grant Dollars and Population by State, 2008



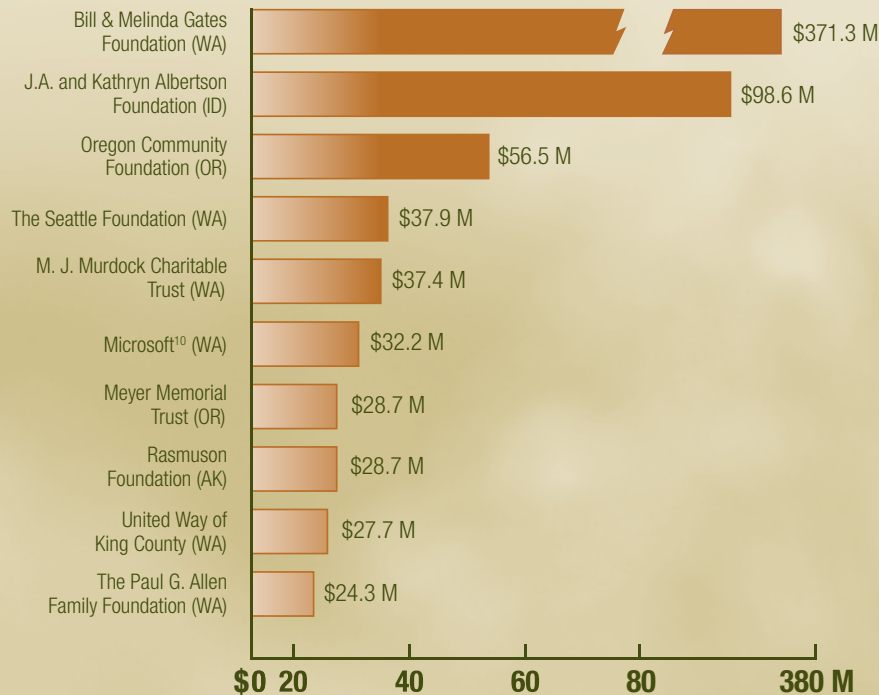
^{8,9} As defined by the U.S. Department of Agriculture’s Rural-Urban Continuum Code; also includes grants distributed state-wide.

LARGE FUNDERS

\$10 MILLION (OR MORE) IN GRANTS

- 22 funders gave more than \$10 million in grants to Northwest nonprofits in 2008, comprising nearly 69% of total grant dollars to the region.
- Grants from the top ten foundations comprised 55% of total giving to the Northwest in 2008.
- Three funders, the Bill & Melinda Gates Foundation, the J.A. and Kathryn Albertson Foundation and The David and Lucile Packard Foundation, gave individual grants of more than \$10 million to Northwest nonprofits in 2008.
- The Bill & Melinda Gates Foundation gave more than \$371 million to the Northwest in 2008, equaling 28% of total grant dollars given to the region.

Top Ten Funders to the Northwest, 2008



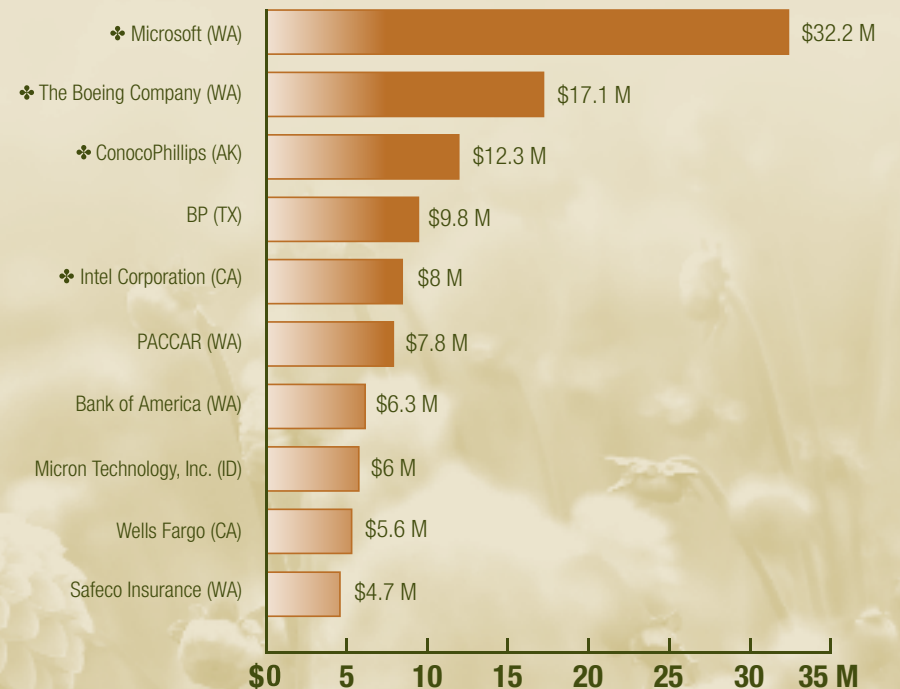
¹⁰ Includes matching gifts. A portion of Microsoft's matching gifts supports nonprofits outside the Northwest.

CORPORATE GIVING

\$107 MILLION IN GRANTS

- Grants from 42 corporations and corporate foundations totaled more than \$107 million in 2008 (8% of total grant dollars).
- Corporate grants grew 18% from 2004 to 2008.¹¹
- In addition to grants, Northwest businesses make significant contributions through employee matching gifts, in-kind donations and volunteer programs.
- Microsoft, which matches employee gifts up to \$12,000, gave \$23.3 million in matching gifts in 2008, the largest total of any Northwest company.

Top Ten Corporate Funders to the Northwest, 2008¹²



¹¹ When comparing funders reporting in 2004, 2006 and 2008, excluding matching gifts.

¹² Includes matching gifts when available, noted by a ♣. A portion of matching gifts supports nonprofits outside the Northwest.



ALASKA

40% of grant dollars to Alaska supported Human Services

(vs. 24% in 2006). The percentage of grant dollars to Education dropped from 2006 to 2008 (28% vs. 19%). Total giving by all top five funders in Alaska rose significantly from 2006 to 2008 (\$54 million vs. \$77 million), and the percentage of dollars granted to Alaska nonprofits by Alaska foundations grew from 2006 to 2008 (74% vs. 81%).

The Denali Commission, a government agency, made \$108 million in grants in 2008 to support infrastructure development in Alaska. Because the funds are public, this amount is not included in the state total. However, the Commission plays a pivotal role as a public partner to private foundations in the state.

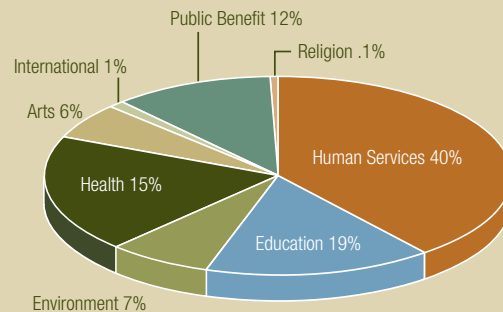
TOTAL GIVING FROM 59 FOUNDATIONS: \$95,111,022
NUMBER OF GRANTS: 1,766

MEDIAN GRANT: \$5,000
INCREASE BETWEEN 2004 AND 2008: 17%¹³

TOP 10 FUNDERS TO ALASKA

1. Rasmuson Foundation (AK)
2. The Alaska Mental Health Trust Authority (AK)
3. ConocoPhillips (AK)
4. The Alaska Community Foundation (AK)
5. BP (TX)
6. M. J. Murdock Charitable Trust (WA)
7. Mat-Su Health Foundation (AK)
8. Alaska Airlines (WA)
9. Alfred P. Sloan Foundation (NY)
10. Gordon and Betty Moore Foundation (CA)

Grant Dollars by Subject Area Alaska 2008



IDAHO

Education received more than \$100 million in Idaho.

2008 giving in Idaho was dominated by two large grants from the J.A. and Kathryn Albertson Foundation to the College of Idaho, totaling \$88.2 million. Excluding those grants, Education still received 47% of grant dollars. Five of the top ten grant recipients in 2008 were colleges and universities.

Giving to Idaho grew 239% between 2004 and 2008.¹⁴ Excluding the Albertson Foundation, giving grew 70%. Funding for Idaho in 2008 was predominantly provided by Idaho foundations (90% of grant dollars). However, the M. J. Murdock Charitable Trust (WA) and the Robert Wood Johnson Foundation (NJ) made million- or multi-million-dollar grants in Idaho in 2008.

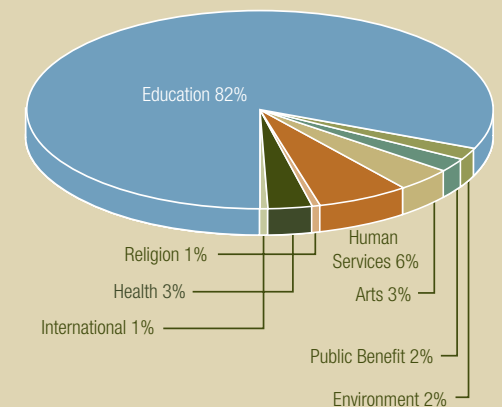
TOTAL GIVING FROM 109 FOUNDATIONS: \$133,917,778
NUMBER OF GRANTS: 1,105

MEDIAN GRANT: \$8,500
INCREASE BETWEEN 2004 AND 2008: 239%¹⁵

TOP 10 FUNDERS TO IDAHO

1. J.A. and Kathryn Albertson Foundation (ID)
2. Micron Technology, Inc. (ID)
3. Idaho Community Foundation (ID)
4. Laura Moore Cunningham Foundation (ID)
5. M. J. Murdock Charitable Trust (WA)
6. John F. Nagel Foundation (ID)
7. Robert Wood Johnson Foundation (NJ)
8. Julius C. Jeker Foundation, Inc. (ID)
9. Howard Charitable Foundation (CA)
10. Community Foundation of Jackson Hole (WY)

Grant Dollars by Subject Area Idaho 2008





MONTANA

Half the dollars to Montana supported the Environment

in 2008. This was largely due to a \$15 million grant from The David and Lucile Packard Foundation for The Nature Conservancy of Montana. Montana environmental organizations received a significantly higher proportion of total dollars than the region (7%) or nation (7%). Education received 15% of total grant dollars. University of Montana and Montana State University were the second and third largest grant recipients in 2008.

The percentage of giving to Montana from foundations outside the Northwest remains the highest of any state in the region (54% in 2006 and 2008). Eighty-five percent of Environment dollars in 2008 were from foundations outside Montana.

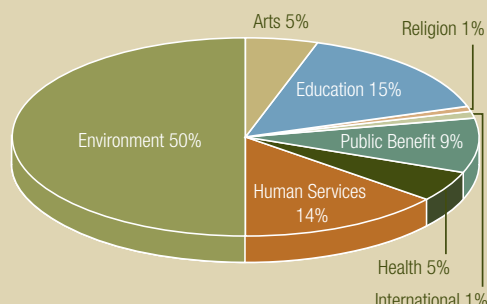
TOTAL GIVING FROM 110 FOUNDATIONS: \$65,759,193
NUMBER OF GRANTS: 1,151

MEDIAN GRANT: \$9,459
INCREASE BETWEEN 2004 AND 2008: 137%¹⁶

TOP 10 FUNDERS TO MONTANA

1. The David and Lucile Packard Foundation (CA)
2. Gordon and Betty Moore Foundation (CA)
3. M. J. Murdock Charitable Trust (WA)
4. Dennis & Phyllis Washington Foundation (MT)
5. The Kendeda Fund (GA)
6. The William and Flora Hewlett Foundation (CA)
7. Charles M. Bair Memorial Trust (MT)
8. Gilhousen Family Foundation (MT)
9. Student Assistance Foundation (MT)
10. Gianforte Family Charitable Trust (MT)

Grant Dollars by Subject Area Montana 2008



¹⁶ When comparing 51 funders reporting in 2004, 2006 and 2008. Photo by John Lambing. Courtesy The Nature Conservancy Montana Chapter.



OREGON

Human Services received 24% of grant dollars in Oregon

(vs. 20% in 2006). Education received 24% of grant dollars (vs. 39% in 2006). Four of the top ten grant recipients in 2008 were universities. Fifteen percent of Education dollars supported scholarships, down from 48% in 2006.

Funding from foundations outside of Oregon, particularly Washington, grew from 2006 to 2008 (12% vs. 15% of total grant dollars). Oregon Community Foundation, the largest funder in the state, made grants in all 36 counties, and accounted for 22% of grant dollars to Oregon. Four counties (Marion, Benton, Lane, Multnomah) received more than \$10 million in funding, and 17 counties received more than \$1 million. Portland received 52% of funding to the state.

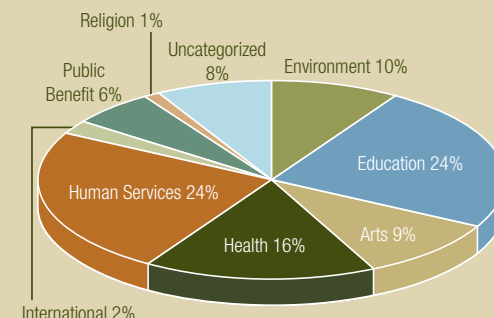
TOTAL GIVING FROM 192 FOUNDATIONS: \$245,750,739
NUMBER OF GRANTS: 6,535

MEDIAN GRANT: \$7,000
INCREASE BETWEEN 2004 AND 2008: 61%¹⁷

TOP 10 FUNDERS TO OREGON

1. Oregon Community Foundation (OR)
2. Meyer Memorial Trust (OR)
3. The Ford Family Foundation (OR)
4. Ann & Bill Swindells Charitable Trust (OR)
5. M. J. Murdock Charitable Trust (WA)
6. Robert Wood Johnson Foundation (NJ)
7. Bill & Melinda Gates Foundation (WA)
8. The Collins Foundation (OR)
9. James F. and Marion L. Miller Foundation (OR)
10. Maybelle Clark Macdonald Fund (OR)

Grant Dollars by Subject Area Oregon 2008



¹⁷ When comparing 75 funders reporting in 2004, 2006 and 2008. Photo by Thomas Boyd. Courtesy Oregon Health & Science University.



WASHINGTON

Giving to Washington nonprofits increased \$70 million

from 2006 to 2008, among funders reporting in both years. The top five funders to Washington in 2008 all increased giving significantly in two years, accounting for 76% of the overall growth from 2006 to 2008. The Gary E. Milgard Family Foundation, based in Tacoma, Washington, increased nearly 500% between 2006 and 2008 (\$2.5 million vs. \$14.7 million).

The Bill & Melinda Gates Foundation accounted for 48% of grant dollars to Washington in 2008, including a \$168 million grant to PATH (Program for Appropriate Technology in Health), the top recipient in the state. Sixty-nine percent of grant dollars supported organizations in Seattle (vs. 73% in 2006).

WYOMING

Education received 30% of grant dollars in Wyoming.

The University of Wyoming Foundation was the top grant recipient in 2008 (\$5.2 million), followed by Sheridan College (\$3.3 million). Human Services also received 30% of grant dollars in 2008. The YMCA of Sheridan County, Central Wyoming Counseling Center and Central Wyoming Hospice Agency each received more than \$1 million in grants in 2008.

The Community Foundation of Jackson Hole accounted for almost 23% of total grant dollars and 38% of total grants to the state in 2008. Wyoming foundations accounted for 72% of giving to Wyoming nonprofits; funders outside the Northwest constituted the remainder.

**TOTAL GIVING FROM
298 FOUNDATIONS:** \$742,043,261
NUMBER OF GRANTS: 10,746

MEDIAN GRANT: \$6,000
**INCREASE BETWEEN
2004 AND 2008:** 46%¹⁸

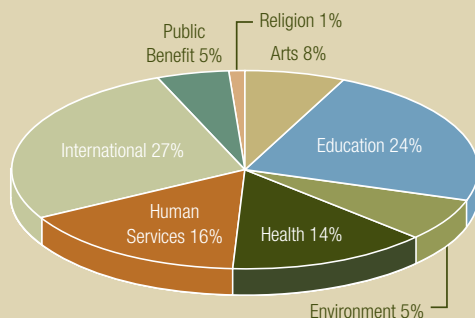
**TOTAL GIVING FROM
57 FOUNDATIONS:** \$39,927,307
NUMBER OF GRANTS: 1,366

MEDIAN GRANT: \$5,615
**INCREASE BETWEEN
2004 AND 2008:** N/A¹⁹

TOP 10 FUNDERS TO WASHINGTON

1. Bill & Melinda Gates Foundation (WA)
2. The Seattle Foundation (WA)
3. United Way of King County (WA)
4. The Paul G. Allen Family Foundation (WA)
5. Gary E. Milgard Family Foundation (WA)
6. College Success Foundation (WA)
7. M. J. Murdock Charitable Trust (WA)
8. The Boeing Company (WA)
9. The Norcliffe Foundation (WA)
10. Icicle Fund (WA)

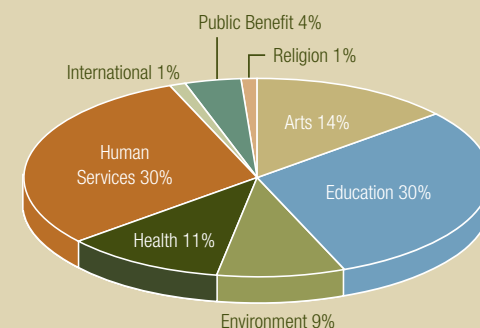
Grant Dollars by Subject Area Washington 2008



TOP 10 FUNDERS TO WYOMING

1. Community Foundation of Jackson Hole (WY)
2. Whitney Benefits, Inc. (WY)
3. The McMurray Foundation (WY)
4. BP Foundation (TX)
5. Wyoming Community Foundation (WY)
6. Daniels Fund (CO)
7. John P. Ellbogen Foundation (WY)
8. Andrew Allen Charitable Foundation (WY)
9. Joe and Arlene Watt Foundation, Inc. (WY)
10. The Charles Engelhard Foundation (NY)

Grant Dollars by Subject Area Wyoming 2008



INTERNATIONAL GIVING

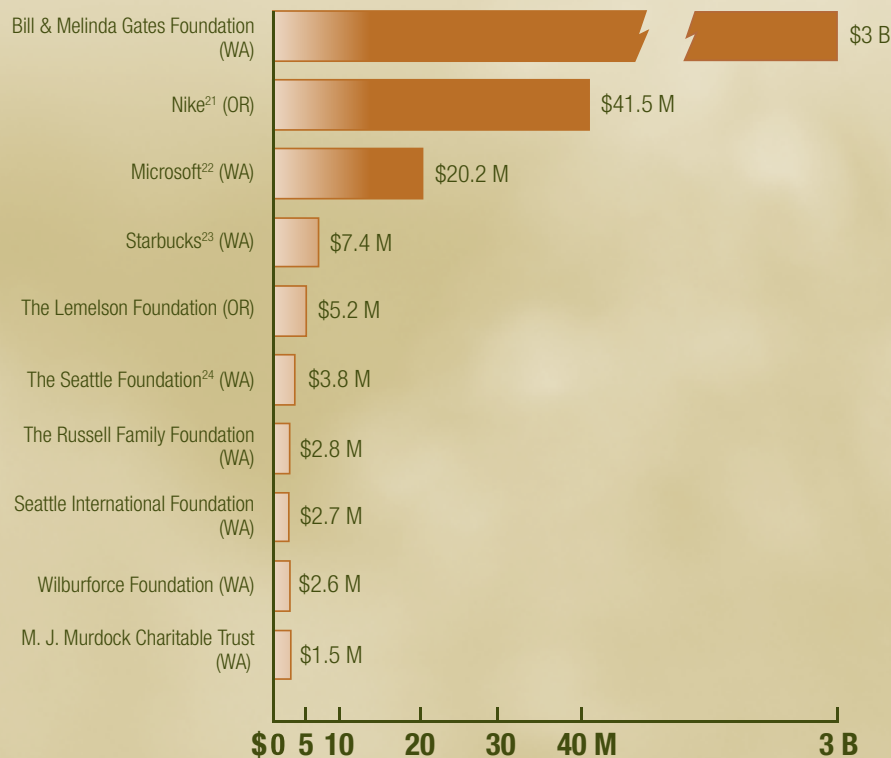
\$3.1 BILLION FROM THE NORTHWEST

Northwest foundation support for international work in 2008 totaled more than \$3.1 billion. In addition to grants supporting Northwest nonprofits doing international work, this total includes grants from Northwest foundations to organizations based outside the Northwest, a data set not included in the rest of this report.

The vast majority of this support comes from the Bill & Melinda Gates Foundation. However, 103 additional foundations and corporations made approximately 1,000²⁰ grants totaling \$103 million to support international work in 2008.

Seven percent of total grant dollars were given to Northwest organizations working internationally; the remaining 93% were granted to other national (U.S.) or international organizations. Including the Gates Foundation, the majority of grant dollars supported Health. Excluding the Gates Foundation, the largest percentage of international giving supported International Development (23%).

Top 10 Northwest Foundations Supporting International Work, 2008



Top 10 Recipient Organizations (Including the Gates Foundation)

	Recipient	Total Received
1	World Health Organization (Switzerland)	\$257 million
2	PATH (WA)	\$183 million
3	Global Alliance for Improved Nutrition (Switzerland)	\$120 million
4	International Partnership for Microbicides (MD)	\$100 million
5	International Bank for Reconstruction and Development (DC)	\$92 million
6	UNICEF (NY)	\$85 million
7	Applied Research and Technical Services LLC (DC)	\$81 million
8	World Food Programme (Italy)	\$77 million
9	Family Health International (NC)	\$77 million
10	Johns Hopkins University (MD)	\$66 million

Top 10 Recipient Organizations (Excluding the Gates Foundation)

	Recipient	Total Received
1	Global Partnerships (WA)	\$4.5 million
2	Project Concern International (CA)	\$3 million
3	CARE (GA)	\$2 million
4	National Bureau of Asian Research (WA)	\$1.3 million
5	Tides Canada Foundation (Canada)	\$1.3 million
6	Ashoka (VA)	\$1.3 million
7	World Vision (WA)	\$1.1 million
8	International Bank for Reconstruction and Development (DC)	\$1 million
9	Nuclear Threat Initiative (DC)	\$1 million
10	Population Council (NY)	\$980,000

“The Pacific Northwest has long had a major stake in global issues and has always demonstrated a generosity of spirit and inclusiveness towards others. Our willingness to invest in global nonprofits is a testament to our understanding of the interdependence and needs of the global community.”

Bill Clapp, Seattle International Foundation

²⁰ Estimate based on available data. Microsoft international grants were consolidated and reported by country.

^{21, 23} Includes corporate giving and gifts from the company's foundation.

²² Microsoft provided an additional \$164 million in international software donations in 2008. This figure is not included in our report's analysis of cash funding.

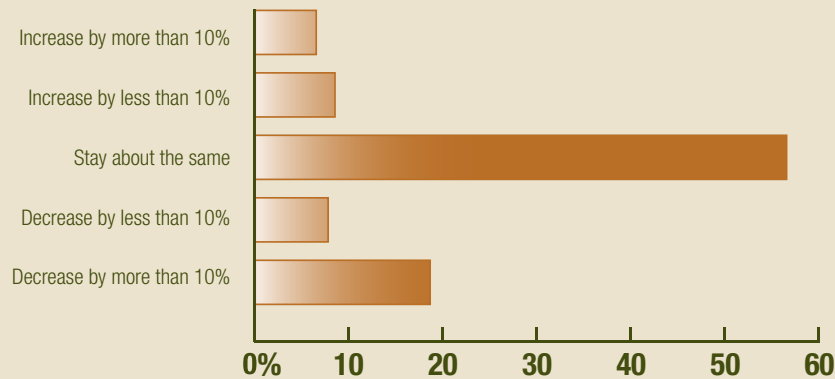
²⁴ Represents 142 funds, such as donor-advised funds.

LOOKING FORWARD

A strong economy and an expanding philanthropic community translated into record foundation and corporation giving to Northwest nonprofits in 2008. Yet 2008 also brought the worst recession in decades, shrinking philanthropic assets overnight and suggesting a decline in grantmaking that could last for several years. Seventy-one percent of Northwest foundations reported an asset decline of 20% or more when surveyed in spring 2009.²⁵

A full tally of 2009 grantmaking is months away. However, Foundation Center now predicts that giving by foundations nationwide will drop 10% in 2009 and continue to fall in 2010.²⁶ Closer to home, while nearly 20% of foundation leaders responding to a recent Philanthropy Northwest survey forecast that they will decrease their grantmaking by more than 10% in 2010, a solid majority expect to hold the line.

Grantmaking Forecast for 2010



Because giving from new foundations is not captured in current surveys, it is difficult to paint a complete picture of future grantmaking. However, there is ample evidence that bequests and personal generosity will continue to increase philanthropic dollars in the region, even as the philanthropic assets of others decline.

What we can say with confidence is that the recession caused large shifts in the grantmaking budgets and priorities of foundations and corporations. And, it is probably safe to say that the double-digit growth in foundation giving that defined the period from 2004 through 2008 will flatten in 2009 and 2010.

March 2010

SUBJECT AREAS BY SUBCATEGORY

Subject Area / Subcategory	Grant Total	% of Subject Area	% of Overall
Arts, Culture and Humanities	\$101,308,340	100.0%	7.66%
Arts & Culture	\$10,980,853	10.84%	0.83%
Arts Services	\$4,004,183	3.95%	0.30%
Historical Societies & Historic Preservation	\$4,304,654	4.25%	0.33%
Humanities	\$2,303,520	2.27%	0.17%
Media & Communications	\$6,685,338	6.60%	0.51%
Museums	\$32,726,157	32.30%	2.47%
Performing Arts	\$37,652,171	37.17%	2.85%
Visual Arts	\$2,651,464	2.62%	0.20%
Education	\$381,766,486	100.0%	28.87%
Adult Education	\$577,494	0.20%	0.04%
Colleges & Universities; Graduate & Professional Schools	\$210,143,147	55.00%	15.89%
Education Support & Services	\$36,989,259	9.70%	2.80%
Elementary & Secondary Schools	\$100,295,322	26.30%	7.58%
Libraries	\$11,198,052	2.90%	0.85%
Scholarships	\$8,518,453	2.20%	0.64%
Student Services	\$12,526,941	3.30%	0.95%
Two-Year Colleges; Vocational & Technical Schools	\$1,517,818	0.40%	0.11%
Environment	\$110,270,650	100.0%	8.34%
Animal Protection & Welfare	\$3,020,746	2.74%	0.23%
Environment & Animals Support	\$8,943,055	8.11%	0.68%
Environmental Education	\$6,719,769	6.09%	0.51%
Natural Resources Conservation & Protection	\$75,083,705	68.09%	5.68%
Wildlife Preservation & Protection	\$13,504,668	12.25%	1.02%
Zoos & Aquariums	\$2,998,703	2.72%	0.23%
Health	\$167,426,057	100.0%	12.66%
General & Rehabilitative Services	\$111,625,936	66.67%	8.44%
Medical Research	\$23,220,596	13.87%	1.76%
Mental Health & Crisis Intervention	\$20,344,293	12.15%	1.54%
Specific Diseases	\$12,235,232	7.31%	0.93%
Human Services	\$245,555,202	100.0%	18.57%
Centers	\$19,595,555	7.98%	1.48%
Children & Youth Services	\$28,565,585	11.63%	2.16%
Crime, Justice & Legal Services	\$5,389,005	2.19%	0.41%
Emergency Assistance	\$2,646,164	1.08%	0.20%
Employment/Jobs	\$12,318,377	5.02%	0.93%
Family Services	\$19,160,123	7.80%	1.45%
Food, Nutrition & Agriculture	\$14,302,903	5.82%	1.08%
Housing & Shelter	\$35,186,656	14.33%	2.66%
Human Services Support	\$5,104,246	2.08%	0.39%
Multipurpose	\$48,333,804	19.68%	3.65%
Personal Social Services	\$1,498,634	0.61%	0.11%
Public Safety, Disaster Preparedness & Relief	\$1,815,689	0.74%	0.14%
Recreation & Sports	\$20,480,562	8.34%	1.55%
Residential Care & Adult Day Programs	\$4,743,695	1.93%	0.36%
Youth Development	\$26,414,204	10.76%	2.00%
International²⁷	\$206,883,737	100.0%	15.64%
Global Health	\$168,731,146	81.56%	12.76%
International Development	\$33,841,750	16.36%	2.56%
International Human Rights, Peace & Security	\$280,900	0.14%	0.02%
International Understanding/Cultural Exchange	\$2,607,321	1.26%	0.20%
Int'l/Foreign Affairs, Other	\$1,422,620	0.69%	0.11%
Public Benefit	\$76,752,332	100.0%	5.80%
Civil Rights, Social Action & Advocacy	\$7,275,299	9.48%	0.55%
Community Improvement & Capacity Building	\$24,151,044	31.47%	1.83%
Government & Public Administration	\$10,118,664	13.18%	0.77%
Leadership Development	\$2,408,745	3.14%	0.18%
Military & Veterans Organizations	\$138,947	0.18%	0.01%
Mutual & Membership Benefit Organizations	\$102,842	0.13%	0.01%
Philanthropy, Voluntarism & Grantmaking	\$8,388,393	10.93%	0.63%
Public & Societal Benefit, Other	\$3,709,859	4.83%	0.28%
Public Utilities & Telecommunications	\$24,000	0.03%	0.00%
Social Science, Science & Technology	\$19,286,305	25.13%	1.46%
Transportation	\$1,148,234	1.5%	0.09%
Religion	\$9,360,610	100.0%	0.71%
Christianity	\$6,449,774	68.90%	0.49%
Judaism	\$2,250,496	24.04%	0.17%
Other	\$660,340	7.05%	0.05%
Uncategorized	\$23,185,885		1.75%
Grand Total	\$1,322,509,298		100%²⁸

²⁷ Includes grants to Northwest organizations only.

²⁸ Percentages may not add to 100 due to rounding.

²⁵ Philanthropy Northwest survey, spring 2009.

²⁶ Foundation Center press release, November 4, 2009.

A complete description of the methodology for this report, as well as a complete list of grantmakers whose data is included, can be found at www.PhilanthropyNW.org.

Thank You to our generous *Trends in Northwest Giving* Sponsors:



BILL & MELINDA
GATES *foundation*



DENNIS & PHYLLIS
WASHINGTON
FOUNDATION

Thank you to Foundation Center for contributing to this report.

Thank you to the *Trends in Northwest Giving* staff: Barbara Dingfield, Ben Sadler and Alaina Smith.



Philanthropy Northwest

2101 Fourth Avenue, Suite 650
Seattle, WA 98121

Ph: 206-443-8430 **Fax:** 206-441-4622

Toll free: 1-877-769-2752 or 877-PNW-ASK2

info@PhilanthropyNW.org
www.PhilanthropyNW.org

FSC goes here

©2010 Philanthropy Northwest. All rights reserved.
Front cover: 200326789/Clive Nichols/Courtesy of Getty Images.